

COMMERCIAL MOTOR VEHICLE MANUAL

FLORIDA HIGHWAY PATROL

Published by:
Florida Highway Patrol
Office of Commercial Vehicle Enforcement
Neil Kirkman Building
2900 Apalachee Parkway
Tallahassee, FL 32399
(850) 617-2280
<http://www.flhsmv.gov/fhp/omcc/>



This manual serves as a guide for commercial motor vehicle drivers who transport goods and passengers in Florida. This guide lists size and load limits, safety rules, and permits required by the State of Florida.

**EIGHTH EDITION
April 2013**

FLORIDA IS NOT A PORT OF ENTRY STATE.
ALL PERMITS MUST BE PURCHASED PRIOR TO ENTERING THE STATE.
PERMITS ARE NOT SOLD AT SCALES EXCEPT IN CONJUNCTION WITH VIOLATIONS!!

KNOW THE LAW!!!

The State of Florida has certain laws to assist the transportation industry and keep commercial motor vehicle operations safe and economical in Florida.

The Florida Highway Patrol Office of Commercial Vehicle Enforcement (OCVE) enforces these laws.

Laws relating to the transportation industry are in Chapter 316 of the *Florida Statutes*, and Title 49 of the *Code of Federal Regulations*. These statutes and regulations list weight, load, and safety requirements.

This manual explains what a commercial motor vehicle operator must do to comply with these laws and regulations. These regulations only apply to the State of Florida. For rules and regulations for other states, contact each state individually.

The following listing is a guide of the basic requirements for operating in Florida:

1. A valid and current tag registration;
2. Department of Highway Safety and Motor Vehicles fuel decal if the vehicle combination exceeds 26,001 pounds gross vehicle weight or if the power unit has three or more axles, regardless of weight, and if operating interstate;
3. Correct size and weight;
4. All parts and equipment in safe working condition; and
5. Display a valid Florida or USDOT number.

TABLE OF CONTENTS

INTRODUCTION	6
SIZE AND WEIGHT LIMITS	9
TERMS	9
SCALE TOLERANCE.....	9
LOW-LIMIT ROADS AND BRIDGES.....	10
SPECIAL PERMIT FOR OVERSIZE AND/OR OVERWEIGHT CONDITIONS.....	11
MAXIMUM SIZE AND WEIGHT LIMITS (TOLERANCES INCLUDED)	11
THE INTERNAL BRIDGE (INNER-BRIDGE) FORMULA	12
HOW TO FIND YOUR VEHICLE'S LEGAL WEIGHT	12
HOW TO USE TABLE 1	13
HOW TO USE TABLE 2	15
HOW TO USE TABLE 3	17
TABLE 4.....	19
WHAT HAPPENS IF YOUR VEHICLE IS WEIGHED?	19
WHEN CAN YOU SHIFT YOUR LOAD?	20
WHEN WILL YOU BE REQUIRED TO OFF-LOAD?	20
TANDEM TRAILER AND MAXI-CUBE OPERATIONS	20
WHEN YOUR DISABLED TRUCK IS MOVED BY A WRECKER	21
SUMMARY OF FACTS TO REMEMBER ABOUT THE SIZE AND WEIGHT OF YOUR VEHICLE AND LOAD.....	21
OVERWEIGHT / OVERSIZE PERMITS.....	23
PERMIT OFFICE CONTACT INFORMATION	23
WHY DOES THE FDOT ISSUE PERMITS?	23
WHEN DO YOU NEED A PERMIT?	23
WHAT KINDS OF PERMITS DO WE ISSUE?	24
DEFINITIONS AND TERMS USED IN PERMITTING	24
SAFETY REQUIREMENTS AND RESTRICTIONS	25
LIABILITY OF PERMITTEE.....	26
WHO IS EXEMPT FROM OVERSIZE PERMITS?	26
WHO IS EXEMPT FROM PERMIT FEES?	27
COST OF PERMITS	27
WHAT HAPPENS IF NO VALID SPECIAL PERMIT IS PRESENT WHEN REQUIRED?	27
WHAT HAPPENS IF REQUIREMENTS OF A SPECIAL PERMIT ARE VIOLATED?	28

HOW CAN YOU ORDER/RECEIVE A PERMIT?	29
DRIVER / VEHICLE SAFETY EXAMINATIONS & HAZARDOUS MATERIALS	32
SAFETY IS OUR BUSINESS	32
SAFETY REGULATIONS IN FLORIDA LAW	32
DEFINITION OF COMMERCIAL MOTOR VEHICLE	32
INTERSTATE AND INTRASTATE DEFINITIONS	33
SAFETY INSPECTIONS	33
WHAT HAPPENS IF DEFECTS OR VIOLATIONS ARE FOUND?	33
WHAT OUR TROOPERS WILL INSPECT	34
COMMERCIAL DRIVER LICENSE (CDL)	35
MEDICAL CERTIFICATE REQUIREMENTS	36
RECORD OF DUTY STATUS (Logbook) AND HOURS OF SERVICE LIMITATIONS	36
IDENTIFICATION REQUIREMENTS / VEHICLE MARKING	38
INTERSTATE AND INTRASTATE COMMERCE	38
SPLASH AND SPRAY SUPPRESSANT DEVICES	38
HAZARDOUS MATERIALS	39
COMMERCIAL DRIVER LICENSE (CDL)	40
DRIVING	40
PARKING AND ATTENDANCE	41
HAZARDOUS MATERIALS REGISTRATION	41
INCIDENT REPORTING	42
FEDERAL USDOT NUMBERS & FLORIDA USDOT NUMBER	44
FLORIDA USDOT NUMBER PROGRAM	44
EXCEPTIONS FOR REGISTERING FOR A FLORIDA DOT NUMBER	44
WHO NEEDS A FEDERAL USDOT	45
WHO NEEDS A FLORIDA USDOT NUMBER	45
PENALTIES FOR NOT REGISTERING AND/OR DISPLAYING A FLORIDA USDOT NUMBER	45
HOW TO APPLY	46
NEW ENTRANT PROGRAM	47
INTERNATIONAL REGISTRATION PLAN (IRP)	49
GENERAL INFORMATION	49
QUALIFICATIONS	50
REGISTRATION / APPLICATION REQUIREMENTS	51

INSURANCE REQUIREMENTS	51
ENFORCEMENT REQUIREMENTS	54
WHAT HAPPENS IF YOUR TRUCK IS IMPROPERLY LICENSED?	54
INTERNATIONAL FUEL TAX AGREEMENT (IFTA)	56
GENERAL INFORMATION	56
QUALIFICATIONS.....	57
APPLICATION REQUIREMENTS	57
LICENSE	57
DECALS	58
ENFORCEMENT REQUIREMENTS	58
PAYMENT & PROTESTING OF PENALTIES	60
COMMERCIAL VEHICLE CITATION/PERMIT PAYMENT OF PENALTIES & FEES	60
FAILURE TO PAY A PENALTY	60
PROTESTING A PENALTY.....	60
CONTACTS.....	63
FLORIDA HIGHWAY PATROL	63
FOR ADDITIONAL INFORMATION OR ASSISTANCE.....	64
ADDITIONAL TELEPHONE NUMBERS	66

INTRODUCTION

This manual covers important points of Florida laws and Federal regulations governing the operation of commercial motor vehicles; however, it does not cover all of them. This manual condenses and paraphrases the actual language found in the laws and regulations and provides other useful information. It is the motor carrier's responsibility to be familiar with and follow all applicable laws and regulations.

Every attempt has been made to ensure that this manual contains correct and current information; however, changes to laws or regulations may affect the accuracy of information found in this manual. A court or other official proceeding is guided by the full and exact language of the laws and regulations. This manual is not a proper, legal authority to cite in such proceedings.

This manual is for commercial motor vehicle operators using Florida's roadways. Florida wants to help the operators keep up-to-date on state laws which affect the safety of commercial motor vehicles, the size and weight of loads which may be carried, and the permits required to operate on state highways.

Commercial vehicle operations are a vital part of Florida's economy. The commercial motor vehicle industry brings Florida's citizens and visitors the goods they need to and from market.

Florida's weight, size, and safety laws are established to make our roads a safer place to operate commercial motor vehicles (CMV) and other vehicles. The Office of Commercial Vehicle Enforcement is dedicated to fair and impartial enforcement of these laws to preserve the highway system while making it a safe and economical place to travel.

We look forward to answering any questions about operating in the State of Florida and to creating a safe motoring environment that will benefit us all.

This manual is a guide for commercial motor vehicle drivers who transport goods and passengers in Florida. **This guide outlines the State of Florida requirements for commercial motor vehicle drivers regarding:**

- **BUS REGULATIONS**
- **FLORIDA AND UNITED STATES DOT NUMBERS**
- **FUEL IMPORTATION**
- **INTERNATIONAL FUEL TAX AGREEMENT (IFTA)**

- **INTERNATIONAL REGISTRATION PLAN (IRP)**
- **OVERWEIGHT / OVERSIZE PERMITS**
- **SAFETY RULES / HAZARDOUS MATERIALS**
- **SIZE AND WEIGHT LIMITS**

Further information is available via the Florida Trucking Info Line at (850) 414-4700 or at www.floridatruckinginfo.com.

SIZE AND WEIGHT LIMITS



SIZE AND WEIGHT LIMITS

Florida law regulates the size and weight of each truck and load. Information on determining size and weight can be found in the following pages or by contacting the Florida Highway Patrol (FHP), Office of Commercial Vehicle Enforcement (OCVE), whose addresses and telephone numbers are listed in the back of this manual.

TERMS

GROSS WEIGHT - Total weight of the vehicle and load.

EXTERNAL/OUTER BRIDGE LENGTH - The distance between the center of the first axle and the center of the last axle of the vehicle (Measurements are to the nearest foot).

INTERNAL BRIDGE LENGTH (also called "inner-bridge") - The distance between the centers of two or more axles, but not the entire "external/outer bridge." This applies on Interstate highways only (Measurements are to the nearest foot).

SINGLE AXLE WEIGHT - The weight placed on the road by all the wheels of one axle.

TANDEM AXLE WEIGHT - All weight transmitted to the road by two axles together with equalization.

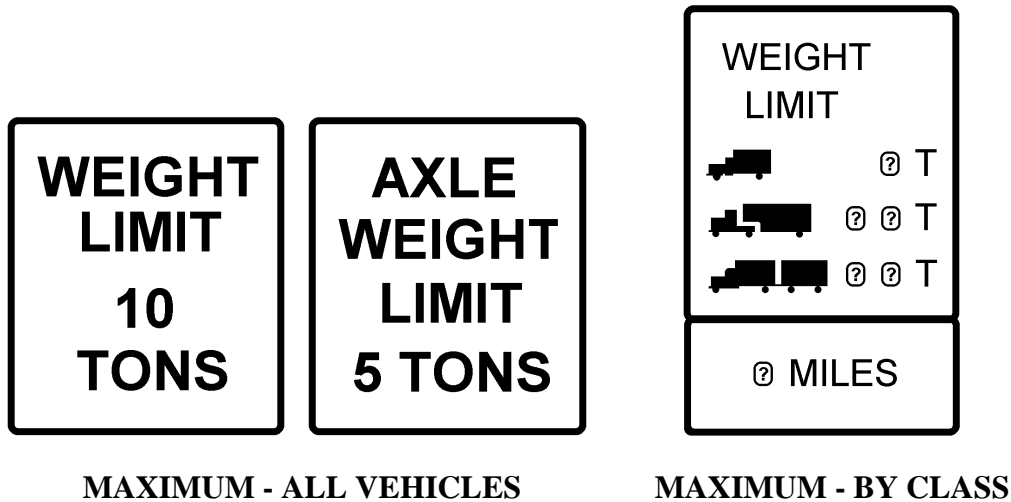
TIRE WIDTH - The width stamped on the side of the tire by the manufacturer (A 10:00 X 20 is a 10" tire).

SCALE TOLERANCE

All weight limitations in this manual include a tolerance to allow for any difference in scale weights. If you load to the maximum weight for your vehicle, you have used the tolerance allowed. For example, if the table says your truck can gross 80,000 pounds, which means you have used all the tolerance allowed by law when your truck weighs 80,000 pounds. This tolerance is included in all weight enforcement areas, including low limit bridges and roads, tax classes, and safety enforcement where weight is a determining factor in compliance.

LOW-LIMIT ROADS AND BRIDGES

Due to age, condition, or design, some roads and bridges in Florida cannot carry the load limits allowed in this manual. Signs detailing these lower limits are posted on these roads and bridges.



As illustrated above, posted load limit signs will indicate the maximum allowable weight for all vehicles, or the maximum allowable weight for different classes of vehicles.

The maximum allowable weight is listed in tons beside the silhouette for each of the three classes of vehicles.

The **SINGLE-UNIT TRUCK** silhouette includes all straight trucks, cranes, and other single-unit special mobile equipment regardless of the number of axles.

The **TRUCK TRACTOR SEMI-TRAILER** silhouette includes all truck tractor combinations regardless of the number of axles.

The **SINGLE-UNIT TRUCK WITH ONE TRAILER** includes all MAXI-CUBE and TANDEM TRAILER combinations regardless of the number of axles.

Please watch carefully for all load limit signs and obey them!

SPECIAL PERMIT FOR OVERSIZE AND/OR OVERWEIGHT CONDITIONS

Special permits may be obtained in certain circumstances for oversize and/or overweight vehicles and loads which cannot be broken down. Information regarding permits can be found in the Overweight / Oversize Permits section of this manual.

MAXIMUM SIZE AND WEIGHT LIMITS (TOLERANCES INCLUDED)

GROSS WEIGHT (under certain conditions)	80,000 lbs.
SINGLE AXLE, MAXIMUM WEIGHT	22,000 lbs.
TANDEM AXLE, MAXIMUM WEIGHT	44,000 lbs.
SEMI-TRAILER LENGTH INCLUDING LOAD (commercial vehicles only) *	48' / 53'
AUTOMOBILE AND BOAT TRANSPORTER SEMI-TRAILERS **	50'
SINGLE UNIT	40'
STRAIGHT TRUCK-TRAILER COMBINATION ***	68'
BUSES	50'
WIDTH OF TRUCK / LOAD (on road with traffic lanes 12' wide or more) ****	8'6"
HEIGHT *****	13'6"
MAXIMUM OVERHANG OVER FRONT OR FRONT BUMPER OF VEHICLE *****	3'
BUS COMBINATION – NON COMMERCIAL VEHICLE	65'
NON COMMERCIAL VEHICLE COMBINATIONS (maximum of one trailing unit)	65'

REMEMBER: *All of the maximum weights shown above already include the 10 percent scale tolerance.*

- * Semi-trailers which exceed 48', including overhang up to 53', must have a 41' or less kingpin measurement and rear underride protection (Interstate Commerce Commission [ICC] bumper).
- ** Automobile and boat carrier transporter semi-trailers shall not exceed 50'; load may extend an additional 6' beyond the rear of the trailer.
- *** Straight truck-trailer combinations exceeding 68' overall; trailer may not exceed 28' including load. Additional 6' rear overhang for truck-trailer combinations engaged in the transportation of boats.
- **** Some roads may be restricted to 8' in width by the FDOT or local authorities.
- ***** Height – Automobile transporters semi-trailers shall not exceed 14'.
- ***** Front overhang limitations do not apply to bicycle racks carrying bicycles on public sector transit vehicles, or front-end loading solid waste or recyclable collection vehicles while engaged in collection, when not exceeding 8'6" front overhang and operated at less than 20 miles per hour with warning lights activated.

THE INTERNAL BRIDGE (INNER-BRIDGE) FORMULA

On Interstate highways, your vehicle's weight will be determined by external/outer bridge length and by internal bridge (groups of consecutive axles). For example, the internal bridge can be both sets of tandem axles (4-axle bridge) or the axles of the tractor (3-axle bridge).

The inner-bridge formula applies to your vehicle if the gross weight exceeds 73,271 pounds, and it has:

1. 4 axles and 47' or more wheel base; or
2. 5 axles and 41' or more wheel base; or
3. 6 axles and 33' or more wheel base.

To find your legal inner-bridge weight, measure the axle spacing between the groups of axles. Then find that length on TABLE 2 and look under the column with the number of axles in the group measured.

HOW TO FIND YOUR VEHICLE'S LEGAL WEIGHT

First, the type of vehicle you are driving determines which rules must be followed. Then the "bridge" length for your vehicle must be measured. Now, look at the tables:

TABLE 1 is for some single units and for some tractor trailers with short wheelbases.

TABLE 2 is for tractor trailers which have enough axles and enough wheel base to allow more weight than TABLE 1. So, use the table which allows the most weight.

TABLE 3 is only for single-unit dump trucks, concrete mixing trucks, garbage trucks, fuel oil, and gasoline trucks. The maximum axle weight is determined by tire size. The maximum gross weight for these types of trucks with two or three axles is determined by adding the axle weight limitations. The maximum gross weight for these types of trucks with more than three axles is 70,000 pounds. This includes certain single unit trucks that are capable of mixing their payload.

WARNING – WARNING – WARNING – WARNING

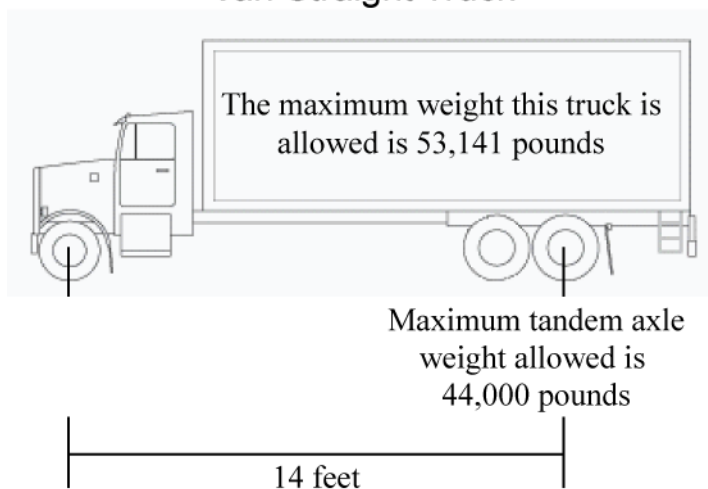
In addition to adhering to the weight requirements found in the following tables, commercial motor vehicles must license their vehicles within the appropriate tax-class ranges to accommodate their legal weights.

HOW TO USE TABLE 1

This table is for tractor trailers with shorter bridge measurements and for single-unit vehicles which *are not* dump trucks, garbage trucks, fuel oil or concrete mixing trucks, and certain single-unit trucks. If your vehicle fits here, measure the bridge length and find the maximum gross weight in TABLE 1. If your vehicle is longer than 36', you may be allowed more weight than shown in TABLE 1. See TABLE 2 if your truck has:

1. 4 axles and is 47' or longer; or
2. 5 axles and is 41' or longer; or
3. 6 axles and is 33' or longer.

Van Straight Truck



Tractor Tanker Semi-Trailer

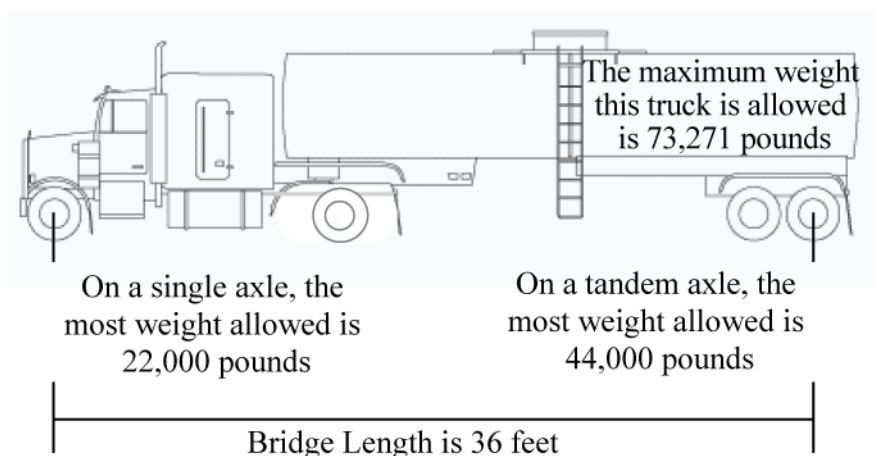


TABLE 1: MAXIMUM LEGAL WEIGHT BASED ON THE DISTANCE FROM THE TRUCK'S FRONT AXLE TO REAR AXLE

Commercial motor vehicle weights are also limited by the gross vehicle weight declared on the power unit tag registration, and are subject to penalty if such declared weight is exceeded.

Single Axle - 22,000 Pounds; Tandem Axle - 44,000 Pounds

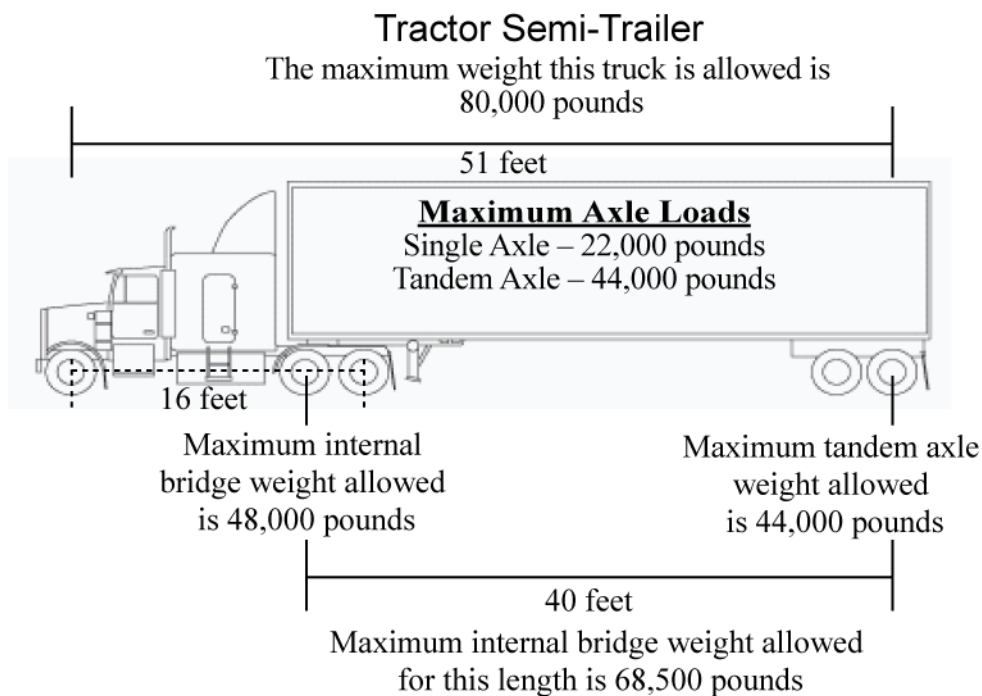
Distance Between First and Last Axles (In Feet) This is overall distance and includes any combination of units	Maximum Gross Weight Allowed to be Hauled (In Pounds) [All Tolerances Included]
4 - 8	44,000
9	48,554
10	49,478
11	50,391
12	51,304
13	52,228
14	53,141
15	54,065
16	54,978
17	55,891
18	56,804
19	57,728
20	58,641
21	59,554
22	60,478
23	61,391
24	62,304
25	63,217
26	64,141
27	65,054
28	65,967
29	66,891
30	67,804
31	68,717
32	69,641
33	70,554
34	71,467
35	72,380
36 OR MORE	73,271

HOW TO USE TABLE 2

This table is for finding your maximum legal external/outer bridge and internal bridge weight.

Maximum legal weight may be found by measuring the external/outer bridge and locating that distance in the left-hand column of TABLE 2. Read the weight under the correct column for the number of axles on your vehicle.

For internal bridge weight limits for your vehicle on the Interstate highway system, measure the distance from the center of the steering axle on the tractor to the center of the last tractor axle and the distance from the center of the first drive axle to the center of the last trailer axle. Find the number of feet measured on the left-hand side of the table and read the legal weight in the column under the number of axles measured for each internal bridge distance.



WARNING: You may be legal on external/outer bridge weight, but not on internal bridge. Be sure to check those weights before using Interstate highways.


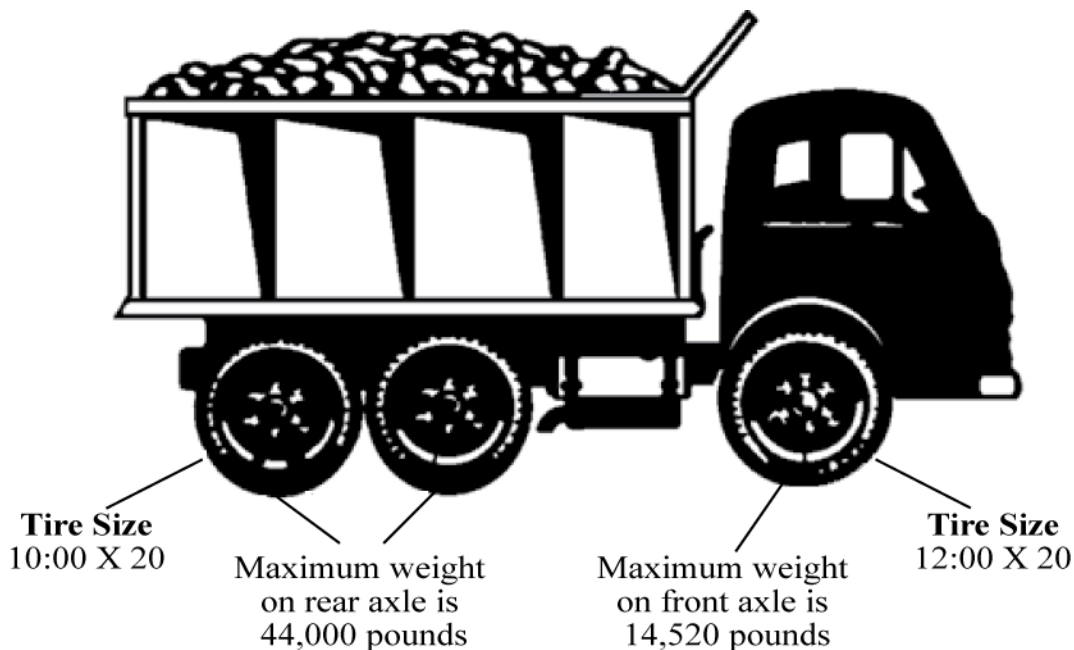
TABLE 2: MAXIMUM LEGAL WEIGHT BASED ON THE TOTAL NUMBER OF AXLES AND THE DISTANCE BETWEEN THE AXLES, OR SETS OF AXLES

Commercial motor vehicle weights are also limited by the gross vehicle weight declared on the power unit tag registration, and are subject to penalty if such declared weight is exceeded.

Distance Between Any Group of 2 or More Consecutive Axles (In Feet)	Maximum Weight Allowed on this Number of Axles (In Pounds) [All Tolerances Included]					
	2 Axles	3 Axles	4 Axles	5 Axles	6 Axles	7 Axles
4	44,000					
5	44,000					
6	44,000					
7	44,000					
8	44,000	44,000				
9	44,000	44,000				
10	44,000	44,000				
11	44,000	44,500				
12	44,000	45,000	50,000			
13	44,000	46,000	50,500			
14	44,000	46,500	51,500			
15	44,000	47,500	52,000			
16	44,000	48,000	52,500	58,000		
17	44,000	49,000	53,500	58,500		
18	44,000	49,500	54,000	59,500		
19	44,000	50,500	54,500	60,000		
20	44,000	51,000	55,500	60,500	66,000	
21	44,000	52,000	56,000	61,000	66,500	
22	44,000	52,500	56,500	62,000	67,000	
23	44,000	53,500	57,500	62,500	68,000	
24	44,000	54,500	58,000	63,000	68,500	74,000
25	44,000	55,000	58,500	63,500	69,000	74,500
26	44,000	55,500	59,500	64,500	69,500	75,000
27	44,000	56,500	60,000	65,000	70,000	76,000
28	44,000	57,000	60,500	65,500	71,000	76,500
29	44,000	58,000	61,500	66,000	71,500	77,000
30	44,000	58,500	62,000	67,000	72,000	77,500
31	44,000	59,500	62,500	67,500	72,500	78,000
32	44,000	60,000	63,500	68,000	73,000	78,500
33	44,000	61,000	64,000	68,500	74,000*	79,500
34	44,000	61,500	64,500	69,500	74,500	80,000
35	44,000	62,500	65,500	70,000	75,000	
36	44,000	63,000	68,000	70,500	75,500	
37	44,000	64,000	68,000	71,000	76,000	
38	44,000	64,500	68,000	72,000	77,000	
39	44,000	65,500	68,000	72,500	77,500	
40	44,000	66,000	68,500	73,000	78,000	
41	44,000		69,500	73,500*	78,500	
42	44,000		70,000	74,500	79,000	
43	44,000		70,500	75,000	80,000	
44	44,000		71,500	75,500		
45	44,000		72,000	76,000		
46	44,000		72,500	77,000		
47	44,000		73,500*	77,500		
48	44,000		74,000	78,000		
49	44,000		74,500	78,500		
50	44,000		75,500	79,500		
51	44,000		76,000	80,000		

HOW TO USE TABLE 3

Table 3 is for finding the maximum legal weight for single-unit dump trucks, concrete mixing trucks, garbage trucks, fuel oil, gasoline trucks, and concrete pumping trucks. Legal axle weight may be determined by finding the tire width stamped on the vehicle's tires and locating that number in the left-hand column. Read across to find the weight allowed for an axle with two tires or with four tires (Note that no axle may exceed the lawful weight limit of 22,000 pounds, regardless of tire size). Maximum gross weight is the total of allowable axle weights, not to exceed 70,000 pounds.



Maximum single-axle weight is 22,000 pounds
(Tire size limits also apply)

TABLE 3: MAXIMUM LEGAL WEIGHT FOR SINGLE-UNIT DUMP TRUCKS, CONCRETE MIXING TRUCKS, GARBAGE TRUCKS, AND FUEL OIL, GASOLINE TRUCKS, AND CONCRETE PUMPING TRUCKS BASED ON 605 POUNDS PER INCH OF TIRE WIDTH

Commercial motor vehicle weights are also limited by the gross vehicle weight declared on the power unit tag registration, and are subject to penalty if such declared weight is exceeded.

If Your Tire Width Is (tire size marking on the sidewall)	Total Weight for 2 Tires on 1 Axle is	Total Weight for 4 Tires on 1 Axle is
	[All Tolerances Included]	
Maximum is still 22,000 pounds, no exception.		
7.50	9,075	18,150
8.00	9,680	19,360
8.22.5	9,680	19,360
8.25	9,983	19,965
8.5	10,285	20,570
9.00	10,890	21,780
9.22.5	10,890	21,780
10.00	12,100	22,000
10.22.5	12,100	22,000
10.3-22.5	12,463	22,000
11.00	13,310	22,000
11.22.5	13,310	22,000
11.24.5	13,310	22,000
12.00	14,520	22,000
12.22.5	14,520	22,000
12.24.5	14,520	22,000
13.00	15,730	22,000
14.00	16,940	22,000
15.00	18,150	22,000
16.00	19,360	22,000
16.5	19,965	22,000
17.00	20,570	22,000
18.00	21,780	22,000

M E T R I C C O N V E R S I O N C H A R T	Metric Tire Size	Nominal Width (in Inches) (For use in Total Weight chart at left)
	215/75R17.5	8.5
	225/70R19.5	9.0
	245/70R19.5	10.0
	235/80R22.5	9.0
	255/70R22.5	10.0
	255/80R22.5	10.0
	275/80R22.5	11.0
	295/80R22.5	12.0
	315/80R22.5	13.0
	385/65R22.5	15.0
	425/65R22.5	16.5
	445/65R22.5	18.0
	275/80R24.5	11.0
	445/50R22.5	18.0
	455/55R22.5	18.0

TABLE 4

In addition to adhering to the weight requirements found in the preceding tables, CMVs must license their vehicles within the appropriate tax-class ranges to accommodate their legal weights. Some exceptions apply to wreckers, agricultural vehicles, and some special use vehicles. These ranges are found in *Florida Statutes*, 320.08¹, and include all tolerance.

Weight Requirements:

10,000 lbs.	to	14,999 lbs.
15,000 lbs.	to	19,999 lbs.
20,000 lbs.	to	26,000 lbs.
26,001 lbs.	to	34,999 lbs.
35,000 lbs.	to	43,999 lbs.
44,000 lbs.	to	54,999 lbs.
55,000 lbs.	to	61,999 lbs.
62,000 lbs.	to	71,999 lbs.
72,000 lbs. and up		

WHAT HAPPENS IF YOUR VEHICLE IS WEIGHED?

While your vehicle is being weighed, please follow the directions given by the OCVE trooper or inspector. If your vehicle is found to be overweight, the inspector or trooper will tell you how much your vehicle is over on bridge, gross, or axle weight.

If your vehicle is over on axle weight only, you will have an hour to shift the load and have one re-weighing. After you have been given the opportunity to shift, if an axle is still over lawful weight, you will be issued a Commercial Motor Vehicle Citation/Permit and a civil penalty will be assessed in accordance with Florida law.

If your vehicle is over on gross weight, any bridge weight, or permit weight, a Commercial Motor Vehicle Citation/Permit will be issued reflecting the appropriate civil penalty. If your vehicle is over on an axle weight and over on gross or any bridge weight, you will not be allowed to shift and a Commercial Motor Vehicle Citation/Permit will be issued reflecting the appropriate civil penalty.

¹ Online Sunshine, The 2009 Florida Statutes, <http://www.leg.state.fl.us/STATUTES/>

WHEN CAN YOU SHIFT YOUR LOAD?

Load shifting *is* allowed when you are over on axle weight. Shifting **is not** allowed if you are over on any bridge or gross weight *and* axle weight. If shifting is allowed, the trooper or inspector will give you one hour to move the load, slide the fifth wheel or tandem, or adjust pressure on an air-controlled axle that is already in contact with the pavement.

You **may not** unload cargo or change tractors; you **may not** pump liquid hazardous materials from one tank compartment to another or raise dump bodies to shift your load.

After shifting is complete, your vehicle will be re-weighed. If it is still over on axle weight, you will be assessed on the overage after shifting.

WHEN WILL YOU BE REQUIRED TO OFF-LOAD?

Because of road damage from heavy loads, Florida law says if your vehicle is more than 6,000 pounds over gross weight, you are required to off-load to *legal weight*, in addition to any citation issued.

TANDEM TRAILER AND MAXI-CUBE OPERATIONS

Legal weight tandem trailers used for commercial purposes in a truck tractor-semitrailer-trailer combination are allowed on all highways in Florida, except roads restricted by posted signs prohibiting tandem trailers or trailers exceeding 96" in width. The length limit on tandem trailers is 28' per trailer. Oversize/overweight permits may be obtained by contacting Florida's Turnpike Enterprise at:

Turkey Lake Service Plaza Florida's Turnpike Headquarters
Turnpike Mile Post 263 Bldg. 5315
Ocoee, Florida 34761
(407) 532-3999, Fax: (407) 822-6679

NOTE: Tandem trailers are not allowed for non-commercial use.

Maxi-cube combinations consist of a truck carrying a separable cargo-carrying unit combined with a semitrailer designed so that the cargo-carrying unit is to be loaded and unloaded through the semitrailer. When used for commercial purposes, these combinations are allowed on all highways in Florida, except roads restricted by posted signs prohibiting tandem trailers or trailers exceeding 96" in width. The overall maxi-cube length may not exceed 65', and neither the truck nor the trailer may exceed 34' in length.

WHEN YOUR DISABLED TRUCK IS MOVED BY A WRECKER

A wrecker and disabled commercial motor vehicle combination exceeding legal limits must apply for a wrecker permit through the Permit Office.

SUMMARY OF FACTS TO REMEMBER ABOUT THE SIZE AND WEIGHT OF YOUR VEHICLE AND LOAD

- You are given a 10 percent scale tolerance, which is already included in weights reflected on the weight tables in this manual.
- There are roads and bridges with lower weight limits that are posted with signs.
- The internal bridge law applies *only* on Interstate highways.
- If you are over legal axle weight, you may shift the load, but loads cannot be shifted when over on bridge or gross weight.
- You are required by law to weigh your vehicle, if requested by an OCVE trooper, weight inspector, or authorized law enforcement officer.
- An assessment can be protested *only after* it has been paid, except when a Governor's Bond, in twice the amount of the assessment, has been posted.
- Legal weight tandem trailer and maxi-cube combinations may operate on all roads unless posted otherwise.

OVERWEIGHT / OVERSIZE PERMITS



OVERWEIGHT / OVERSIZE PERMITS

PERMIT OFFICE CONTACT INFORMATION

The FDOT Permit Office, is physically located at:

2740 Centerview Drive
Rhyne Building - Suite 1C
Tallahassee, Florida 32301
866/374-3368 x5777 or 850/410-5777

Office operation hours are Monday through Friday, 7:30 a.m. – 5:30 p.m. and Saturday, 8:00 a.m. – 12:00 p.m. There is a complete permitting guide at the Permit Office Web site at <http://www.fdotmaint.com/permit>.

WHY DOES THE FDOT ISSUE PERMITS?

The intent of the law under which the FDOT issues vehicle movement permits is:

- To protect motorists from traffic hazards caused by the movement of overweight and oversized vehicles or loads on state highways.
- To ensure the comfort and convenience of other motorists on the highways and to guard against undue delays in the normal flow of traffic.
- To minimize damage to pavement, highway facilities, and structures; thus protecting the investment in the state highway system.
- To assist persons, companies, or organizations with special transportation problems involving excess size or weight.
- To establish fees which will recover FDOT's administrative costs as well as any wear caused to the state highway system by the permitted loads.

WHEN DO YOU NEED A PERMIT?

An overweight / oversize permit is required to move a vehicle or combination of vehicles (including load) of a size or weight that exceeds the maximum size or weight established by law over state highways. Except for certain vehicles exempted by law, any vehicle which exceeds the following size or weight limitations will not be allowed to move without a permit:

1. Maximum **WIDTH** of vehicle or vehicle combination and load exceeds 102" or

exceeds 96" on less than 12' wide travel lane.

2. Maximum **HEIGHT** of vehicle or vehicle combination and load exceeds 13'6" or 14' for automobile transporters.
3. Maximum **LENGTH** of
 - a. Single-unit vehicle exceeds 40'
 - b. Truck Tractor with semi-trailer which exceeds 48' with a kingpin distance which exceeds 41', measured from the center of the rear axle, or group of axles, to the center of the kingpin of the fifth wheel connection
 - c. Straight Truck with trailer when the combination exceeds 68'
 - d. Truck Tractors hauling automobiles with semi-trailer exceeding 50' as a qualifying auto transporter (able to transport automobiles on the power unit) when the exceptions in *Florida Statutes* 315.515² are exceeded
 - e. Front end overhang exceeds 3'
4. Gross **WEIGHT** of vehicle or vehicle combination and load exceeds the legal limits established in *Florida Statutes* 316.535³.

WHAT KINDS OF PERMITS DO WE ISSUE?

1. A trip permit is issued to cover a move from a single point of departure (origin) to a single destination. This permit allows the hauler five days to make the single trip.
2. A blanket permit is issued to cover multiple trips for a period of time not to exceed 12 months.

DEFINITIONS AND TERMS USED IN PERMITTING

DAYTIME HOURS - The period from one-half hour before sunrise to one-half hour after sunset. Movement will be prohibited at any time when visibility is impaired due to smoke, fog, rain, or when visibility is less than 1,000'.

² Online Sunshine, The 2009 Florida Statutes, <http://www.leg.state.fl.us/STATUTES/>

³ Online Sunshine, The 2009 Florida Statutes, <http://www.leg.state.fl.us/STATUTES/>

EXCLUDING WEEKENDS AND HOLIDAYS - Movement is limited to one-half hour before sunrise until 12:00 noon on Saturday and Sunday, and prohibited all day on New Year's Day, Memorial Day, Independence Day, Labor Day, Thanksgiving, and the days after Thanksgiving and Christmas. If any of these holidays fall on a Saturday, the preceding Friday shall also be observed as a holiday. If any of these holidays fall on a Sunday, the following Monday shall also be observed as a holiday.

LOCAL MOVES - Hauling not more than a 50-mile radius from the point of origin.

MULTIPLE LOADING - The placing of more than one item on a vehicle so as to cause the overall measurements to exceed the maximum length, width, height, or weight limitations established in the *Florida Statutes* 316.515 or 316.535⁴.

TRUCK TRACTOR - Any motor vehicle used primarily for drawing a semi-trailer. Such vehicles shall not be constructed to carry a load other than a part of the weight of the semi-trailer and load so drawn. Exceptions: qualifying auto or boat transporters.

SAFETY REQUIREMENTS AND RESTRICTIONS

ESCORT VEHICLE - Must be a single-unit vehicle with a gross vehicle weight rating (GVWR) of at least 2,000 pounds and less than 26,000 pounds. The vehicle must be properly licensed and operated by a qualified escort. Escorts are required to watch and direct traffic or the load to ensure public safety. No escort or escort vehicle may be used to perform functions that could distract from the escort responsibilities. If one escort is required for an overwidth load, the escort should precede the load on two-lane highways or follow the load on four-lane divided highways. If two escorts are required, one must precede the load and one must follow. If the load is over-length only, the escort vehicle should be in the rear of the load at all times. A vehicle with emergency flashers *is not* acceptable. Escorts shall operate no more than 300 feet in front of or behind the load unless road conditions or permit stipulations dictate otherwise. Escort vehicles in the process of escorting a permitted vehicle or load must proceed through weigh stations and must not bypass such weigh stations. See *Florida Administrative Code 14-26.012*⁵.

FLAGS – Shall be clean, red or florescent orange, and at least 18 inches square. They shall be mounted at approximately a 40 to 70 degree angle on the escort vehicle's roof rack. On

⁴ Online Sunshine, The 2009 Florida Statutes, <http://www.leg.state.fl.us/STATUTES/>

⁵ Florida Department of State: State Library and Archives of Florida, Florida Administrative Code 14-26.012, Safety Regulations and Permit Fees for Overweight and Over dimensional Vehicles, Movement Conditions and Restrictions, <https://www.flrules.org/gateway/ruleno.asp?id=14-26.012>

the permitted vehicle, they shall be displayed so as to wave freely on all four corners of over-width loads and at the extreme ends of all protrusions, projections, or overhangs.

VERTICAL INDICATOR – A device located on the lead escort vehicle used to determine vertical clearance. This device must be manufactured of non-conductive and non-destructive material and must be a minimum of 6 inches higher than the load being escorted.

WARNING LIGHTS – An electrical lighting device, located on permitted and escort vehicles, used to warn all approaching traffic of a possible safety hazard. Warning lights must be high visibility rotating, strobe or flashing amber light and must be seen by approaching traffic at a distance of at least 500 feet under clear atmospheric conditions.

WARNING SIGNS (Oversize) – All permitted vehicles or loads exceeding 10' in width, 80' in length or 14'-6" in height must display two warning signs. Each warning sign shall consist of black letters 12 inches high with a brush stroke of not less than 1-½ inches wide on a yellow background (10 inches high and 1-½ inches wide for escort vehicles). The sign shall state "OVERSIZE LOAD." Each warning sign shall have a total dimension of not less than 7 feet long by 18 inches high. One sign shall be either bumper-mounted or roof-mounted. If one of the signs is roof-mounted, then the other sign must be at the rear of the towed unit or at the rear of the load. Voids (holes) may be cut in warning signs as signs must not cover any vehicle light or reflector.

LIABILITY OF PERMITTEE

Permits are granted with the specific understanding that the permittee shall be responsible and liable for any damage to state roadways and structures.

WHO IS EXEMPT FROM OVERSIZE PERMITS?

NOTE: NO VEHICLE OR COMBINATION OF VEHICLES EXCEEDING THE WEIGHT LIMITATIONS OF 316.535, F.S. IS EXEMPT FROM OBTAINING AN OVERWEIGHT PERMIT.

Certain exemptions from oversize permits are allowed. The exemptions include, but are not limited to the following:

1. Farming and agricultural equipment subject to the provisions of *Florida Statutes* 316.515⁶.
2. Vehicles transporting objects of a structural nature that cannot be readily dismembered, when operating in the daytime, excluding Saturdays, Sundays, and holidays, so long as the vehicle and load do not exceed 75' in overall length and provided the load does not extend more than 4' beyond the rear of the vehicle or 3' beyond the front of the vehicle, are exempt from the requirements of a permit under the permitting rule.
3. School buses, which are subject to the provisions of *Florida Statutes* 316.615⁷, are exempt from the requirements of the permitting rule.

WHO IS EXEMPT FROM PERMIT FEES?

Exemptions for permit fees may be found in the *Florida Administrative Code* 14-26.009⁸.

COST OF PERMITS

Permits fees are authorized by *Florida Administrative Code* 14-26.008⁹. For an accurate posting of cost of permits, please see “Schedule of Fees” on the FDOT Permit Office Web site at <http://www.fdotmaint.com/permit>.

WHAT HAPPENS IF NO VALID SPECIAL PERMIT IS PRESENT WHEN REQUIRED?

When your vehicle, or vehicle and load, is detected overweight, Florida law provides for a penalty of \$.05 per pound for all weight over the legal weight for the vehicle.

When your vehicle, or vehicle and load, is detected oversize, Florida law provides for a penalty not to exceed \$1,000 per violation for width, height, or length, based on the number of feet, or portion of a foot, over the legal width, height, and/or length of the

⁶ Online Sunshine, The 2009 Florida Statutes, <http://www.leg.state.fl.us/STATUTES/>

⁷ Online Sunshine, The 2009 Florida Statutes, <http://www.leg.state.fl.us/STATUTES/>

⁸ Florida Department of State: State Library and Archives of Florida, Florida Administrative Code 14-26.009, Safety Regulations and Permit Fees for Overweight and over dimensional Vehicles, Exemptions from Fee Requirement, <https://www.flrules.org/gateway/ruleNo.asp?id=14-26.009>

⁹ Florida Department of State: State Library and Archives of Florida, Florida Administrative Code 14-26.008, Safety Regulations and Permit Fees for Overweight and over dimensional Vehicles, Schedule of Fees, <https://www.flrules.org/gateway/ruleno.asp?id=14-26.008>

vehicle (\$250.00 per foot or portion thereof for height and width; length: \$40.00 for up to 2'; \$100.00 for more than 2' up to 10'; and \$250.00 per foot or portion thereof for more than 10').

When either or both weight and size violations are detected, they must be corrected or a special permit obtained.

WHAT HAPPENS IF REQUIREMENTS OF A SPECIAL PERMIT ARE VIOLATED?

When your vehicle, or vehicle and load, is over the permitted weight(s), Florida law provides for a penalty of \$.05 per pound for all weight over the permitted weight(s), and a new permit must be obtained or the offending overweight corrected.

When your vehicle, or vehicle and load, is over the permitted size, Florida law provides for a penalty not to exceed \$1,000 per vehicle, based on the number or feet, or portion of a foot, over the permitted width, height, and/or length of the vehicle, and a new permit must be obtained or the offending oversize corrected (\$250.00 per foot or portion thereof for height and width; length: \$40.00 for up to 2'; \$100.00 for more than 2' up to 10'; and \$250.00 per foot or portion thereof for more than 10').

When an operational or safety stipulation(s) on a special permit is violated, Florida law provides for a penalty not to exceed \$1,000 per vehicle and the vehicle will be detained until the safety stipulation(s) is corrected.

When one or more of the following operational or safety requirement(s) prescribed by the rules of FDOT and declared on a special permit is violated, that permit will be declared **NULL AND VOID** and the penalty (or penalties) will be assessed as outlined above for NO VALID SPECIAL PERMIT PRESENT.

- The vehicle does not have the required number of axles.
- The vehicle has an expired permit.
- The vehicle is not on the route designated on the permit or an approved route on the multi-trip (blanket) permit attachments.

- The vehicle is a self-propelled truck crane towing a motor vehicle that exceeds the 5,000-pound limit allowed in *Florida Statutes* 316.550¹⁰.
- The vehicle is operating with a permit which has been altered or forged.
- The vehicle is not as represented by the facts on the permit.
- The vehicle is multi-loaded (except as allowed per *Florida Administrative Code* 14-26.012).
- The vehicle was operating during nighttime hours when not allowed by the permit or its attachments.
- The tires on the vehicle are smaller than those specified on the permit.
- The vehicle has an external/outer bridge dimension which is less than the minimum specified on the permit.
- The vehicle is being operated under a multi-trip permit and the permit is not accompanied by the attachments described in the permit.

When weight, size or safety requirements of a special permit are violated, the offending irregularity must be corrected or a new special permit obtained.

**ANY ATTEMPT TO OPERATE ON AN ALTERED OR FORGED PERMIT
WILL RESULT IN THE MAXIMUM WEIGHT ASSESSMENT AND/OR
MAXIMUM SIZE VIOLATION THAT IS PRESCRIBED BY LAW.**

HOW CAN YOU ORDER/RECEIVE A PERMIT?

1. Ordering a permit:

- a. A permit can be applied for through the Permit Office Web site at:
<http://www.fdotmaint.com/permit>
- b. You can apply by mailing your request to:
Florida Department of Transportation, Permit Office
605 Suwannee Street, MS 62
Tallahassee, Florida 32399-0450

2. Receiving a permit:

- a. Permits may be received by picking them up in person at the Permit Office, fax (trip only) or mail.

¹⁰ Online Sunshine, The 2009 Florida Statutes, <http://www.leg.state.fl.us/STATUTES/>

- b. Payment of permit fees must be received prior to issuance of the permit.
- c. Remittance may be made by cash, check, credit card, escrow (ARI) account or money order.

It is your responsibility to make sure permits are clear and can be easily read. Carefully read your permit before you begin your trip. It is your responsibility to see that the permit is correct. If there is a mistake on your permit, contact the Permit Office immediately.

DRIVER / VEHICLE SAFETY EXAMINATIONS & HAZARDOUS MATERIALS



DRIVER / VEHICLE SAFETY EXAMINATIONS & HAZARDOUS MATERIALS

SAFETY IS OUR BUSINESS

A major objective of the OCVE is to promote highway safety. Some of the ways we can assist in reducing highway tragedies are by removing unsafe vehicles and loads, and unqualified drivers from the highways. Good roads, safe vehicles, and competent drivers help hold your costs down.

SAFETY REGULATIONS IN FLORIDA LAW

Florida Statutes 316.302 and 316.70¹¹, contain the safety requirements that apply to the operation of commercial vehicles on the state's public highways. In general, these laws have adopted the *Federal Motor Carrier Safety Regulations* found in Chapter 49 of the *Code of Federal Regulations (49 CFR)*¹², Parts 390 through 397, and the *Hazardous Materials Transportation Regulations* found in 49 CFR, Parts 100 through 180, as they apply to highway transportation.

There are specific exceptions to some of these regulations for vehicles operated strictly in **intrastate commerce**. Some of these exceptions are discussed in the following pages. Refer to the statutes for specific requirements.

DEFINITION OF COMMERCIAL MOTOR VEHICLE

For the purposes of compliance with the safety regulations, a commercial motor vehicle is any self-propelled or towed vehicle used on the public highways in commerce to transport passengers or cargo, if such vehicle:

1. Has a gross vehicle weight rating of 10,000 pounds or more;
2. Is designed to transport more than 15 passengers including the driver; or
3. Is used in the transportation of hazardous materials.

This definition is not limited to vehicles operated by a trucking company. Such vehicles operated by any business or commercial enterprise will be subject to the regulations.

¹¹ Online Sunshine, The 2009 Florida Statutes, <http://www.leg.state.fl.us/STATUTES/>

¹² *Code of Federal Regulations*, <http://www.gpoaccess.gov/cfr/>

INTERSTATE AND INTRASTATE DEFINITIONS

1. Interstate – operates in multiple states (crosses state line) and/or transports freight with shipping papers indicating origins or destinations outside of Florida.

Intrastate (Florida) – operates within the State of Florida and does not transport freight with shipping papers indicating origins or destinations outside of Florida.

SAFETY INSPECTIONS

Safety inspections are conducted by OCVE law enforcement personnel and/or authorized agents at weigh stations and on the roadside. When your vehicle has been selected for a safety inspection, you must stay behind the wheel and follow the trooper's instructions. It is imperative that you follow the instructions given to you at the time of inspection. Troopers will follow a procedure established by the Commercial Vehicle Safety Alliance (CVSA) to inspect both the driver and/or vehicle(s). Compliance with their instructions will ensure that unnecessary delays will be avoided. After the inspection, the trooper will explain the defects, if any, and provide you with the driver's copy of the safety inspection.

In addition to roadside inspections, motor carriers are subject to compliance reviews. These reviews will be conducted at the motor carrier's principal place of business to determine general compliance with the regulations as well as the record keeping requirements. Such reviews include, but are not limited to, driver qualification files, vehicle maintenance records, and controlled substance and alcohol testing requirements. Violations found during these reviews may result in civil penalties being assessed.

WHAT HAPPENS IF DEFECTS OR VIOLATIONS ARE FOUND?

If defects or violations are discovered, one or more of the following things will happen:

- A 15-day time limit will be given to return the Driver-Vehicle Examination Report certifying the repairs have been made. All defects must be repaired prior to re-dispatching the vehicle.
- If serious defects are discovered, the vehicle and/or driver will be placed out of service and the repairs must be made before the vehicle can be driven again. If a vehicle that has been placed out of service is operated before the necessary repairs have been made, a penalty of \$1,100.00 up to \$2,750.00 may be assessed. Additionally, if the employer violates the Out-of-Service Order, an additional penalty of up to \$11,000.00 may be assessed.

- A driver in violation of some requirements regarding hours of service (such as not having a log book when required, or exceeding the driving time limitations) may be placed out of service and assessed a penalty per *Florida Statutes* 316.3025¹³.
- Penalties may be assessed for each hazardous material violation per *Florida Statutes* 316.3025¹⁴.
- Some driver license violations and hazardous material violations may subject the violator to criminal misdemeanor charges.
- Violations found during a compliance review may be assessed with civil penalties up to a maximum of \$25,000.00.
- A Uniform Traffic Citation may be issued for some violations.

WHAT OUR TROOPERS WILL INSPECT

• DRIVER

- Commercial Driver's License (Proper Class & Endorsements)
- Medical Certificate (if required)
- Record Duty Status (Log Book)
- Seat Belt Use
- Alcohol or Drug Use and/or Possession
- Shipping Papers for Hazardous Materials Transportation
- Unauthorized Passengers

• VEHICLE

- Hazardous Materials Transportation
 - Placards, Markings, Labels, Spills, Leaks, Unsecured Cargo
- Brakes
 - Parking Breaks, Drums and Rotors, Hoses and Tubing, Low Air Warning Device, Tractor Protection Valve

(All brakes must work and be properly adjusted. Brakes must be on all wheels if the truck or tractor was manufactured after July 25, 1980)
- Coupling Devices
 - Fifth Wheel, Pintle Hooks, Tow Bar, Safety Devices

¹³ Online Sunshine, The 2009 Florida Statutes, <http://www.leg.state.fl.us/STATUTES/>

¹⁴ Online Sunshine, The 2009 Florida Statutes, <http://www.leg.state.fl.us/STATUTES/>

- Fuel System
 - Leaks, Securely-Mounted Tanks, Filler Caps
- Rearview Mirrors
- Horn
- Lighting Devices
 - Stop Lights, Turn Signals, Headlights, Clearance Lights, Marker Lights
- Steering Mechanism
- Suspension
- Frame Members
- Body Components
- Tires and Wheels
- Windshield and Wipers
- Exhaust System
- Emergency Equipment
 - Reflectors, Fire Extinguisher
- Load Secured

NOTE: Due to extreme danger posed by unsecured loads, it is imperative that commercial motor vehicle operators properly secure their loads as prescribed by the *Code of Federal Regulations, Part 393.100*. These rules apply to all trucks, truck-tractors, trailers, semi-trailers, and full and pole trailers. All loads are required to be secured in such a manner as to prevent leaking, spilling, blowing, or falling from the motor vehicle.

**REFER TO THE *FEDERAL MOTOR CARRIER SAFETY REGULATIONS* FOR
SPECIFIC REQUIREMENTS ON THESE ITEMS**

COMMERCIAL DRIVER LICENSE (CDL)

A CDL is required if you operate any of the following motor vehicles:

- A vehicle with a gross weight rating or gross vehicle weight of 26,001 pounds or more with a towed unit with a gross vehicle weight rating of more than 10,000 pounds;
- A vehicle with a gross vehicle weight rating or gross vehicle weight of 26,001 pounds or more;
- A vehicle designed to transport more than 15 persons, including the driver;
- A vehicle of any size used to transport hazardous materials and is required to be placarded.

Though not a CDL, a Class “E” driver license is required for all drivers of vehicles not required to have a CDL Class License.

MEDICAL CERTIFICATE REQUIREMENTS

- **INTERSTATE COMMERCE**

Drivers are required to possess a valid medical examiners certificate when operating a commercial motor vehicle with a gross vehicle weight rating or gross combination weight rating, or gross vehicle weight or gross combination weight which exceeds 10,001 pounds, whichever is greatest; or is designed to transport more than eight passengers (including the driver) for compensation; or is designed to transport more than 15 passengers, including the driver regardless of compensation; or is transporting placardable amounts of hazardous materials. Certain farm vehicle drivers and private passenger motor carriers (non-business) are exempted from this requirement. Medical certificates are valid for up to two years.

- **INTRASTATE COMMERCE**

Drivers are required to possess a current medical certificate when operating a commercial vehicle with a declared gross vehicle weight that exceeds 26,000 pounds gross vehicle weight, transporting passengers in a vehicle designed for more than 10 passengers, or transporting hazardous materials in amounts that require placards. Medical certificates are valid for up to two years.

No medical certificate is required for drivers of vehicles transporting agricultural products, including horticultural or forestry products, from farm or harvest place to Intrastate storage or market.

RECORD OF DUTY STATUS (Logbook) AND HOURS OF SERVICE LIMITATIONS

PROPERTY CARRIER – INTERSTATE COMMERCE

Commercial motor vehicle drivers are required to maintain Records of Duty Status (RODS) or logbook unless otherwise provided below:

1. A logbook is required unless the driver is operating a commercial motor vehicle within a 100 mile radius from where the vehicle is based and
 - a. Returns to base and goes off-duty within 12 hours;
 - b. Does not exceed 11 hours driving time;

- c. Has at least 10 consecutive hours off-duty before returning to duty; and
 - d. Time records are kept which shows the time the driver reports for duty, the number of hours on duty each day, and the time driver goes off-duty (records must be kept at least 6 months).
- 2. Driver may not drive after:
 - a. Driving 11 hours after 10 consecutive hours off-duty;
 - b. Being on-duty 14 hours after 10 consecutive hours off-duty;
 - c. Being on-duty 60 hours in seven consecutive days or 70 hours in eight consecutive days. However, 34 or more consecutive off-duty hours resets and restarts the 7/8-day period.
- 3. Drivers may extend the 14-hour on-duty period by two additional hours, if they:
 - a. Are released from duty at the normal work location for the previous five duty tours; AND
 - b. Return to the normal work reporting location and are released from duty within 16 hours; AND
 - c. Have not used this exception in the previous seven days, except following a 34-hour restart of a 7/8-day period.

Total driving hours may not exceed 11 hours. Please see the complete federal regulations for sleeper berth, industry and agricultural exceptions *Code of Federal Regulations, Part 395*.

PASSENGER CARRIER TRANSPORTATION

INTERSTATE AND INTRASTATE COMMERCE

Interstate rules for passenger carrier apply.

PROPERTY CARRIER – INTRASTATE COMMERCE

If operating in intrastate commerce not transporting placarded amounts of hazardous materials:

- 1. Logbook required except if the driver is operating a vehicle within a 150-air mile radius of where the vehicle is based, and time records are kept which show the time the driver reports for duty, the number of hours on-duty each day, and the time the driver goes off duty (records must be kept at least six months). If the driver is not released from duty within 12 hours after the driver arrives for duty, the motor carrier must maintain documentation of the driver's driving times throughout the duty period.
- 2. Logbook not required while transporting agricultural products, including

horticultural or forestry products, from farm or harvest place to the first place of processing or storage, or from farm or harvest place directly to market.

Driver may not drive after the 16th hour of on-duty time, and:

1. May not drive more than 12 hours after having 10 consecutive hours off duty; or
2. Accrue more than 70 hours on-duty time in seven consecutive days; or
3. More than 80 hours on-duty time in eight consecutive days.
4. After 34 consecutive hours of off-duty time, a new 7-day or 8-day period will begin.

This weekly limit does not apply to a person who operates a commercial motor vehicle solely within this state during harvest periods while transporting any unprocessed agricultural products or unprocessed food or fiber that is subject to seasonal harvesting from place of harvest to the first place of processing or storage or from place of harvest directly to market, or while transporting livestock, livestock feed, or farm supplies directly related to growing or harvesting agricultural products.

IDENTIFICATION REQUIREMENTS / VEHICLE MARKING

Required markings shall be displayed on both sides of the power unit, in letters that contrast sharply in color with the background and are readily visible and readable from a distance of 50 feet.

INTERSTATE AND INTRASTATE COMMERCE

1. Name or trade name of the motor carrier;
2. The United State Department of Transportation (USDOT) number or FDOT.

*For rented CMVs and drive away services, see *Code of Federal Regulations, Title 49, Part 390.21*.

SPLASH AND SPRAY SUPPRESSANT DEVICES

Any truck which exceeds 26,000 pounds gross vehicle weight, any truck tractor, or any trailer or semi-trailer with a net weight of 2,000 pounds or more, shall be equipped with fenders, covers, or other splash and spray suppressant devices, such as flexible flaps, on the rearmost wheels of the vehicle or combination of such vehicles.

NOTE: This provision does not apply to vehicles used exclusively for the purpose of producing, processing, or transporting agricultural products, including horticultural products or forestry products.

HAZARDOUS MATERIALS

If you transport hazardous materials, in addition to the general safety regulations, you are subject to requirements found in **49 CFR, Parts 100 through 180**. These regulations cover items such as shipping papers, marking and labeling of packages, placarding of vehicles, and the proper packaging used for hazardous materials. These regulations are extensive, complex, and subject to frequent change. It is imperative that you understand what the requirements are for transporting these materials. As always, you must refer to the regulations for specific information regarding compliance. The following items are general guidelines on what we will inspect when you are transporting hazardous materials.

SHIPPING PAPERS

Almost all hazardous material shipments must be accompanied by shipping papers which contain specific information, including:

- Proper Shipping Name of the Material
- Hazard Class
- 4-Digit Identification Number
- Packing Group (PG) of the Material, if applicable
- Emergency Telephone Number
- Emergency Response Information
- Quantity of Material

MARKING

- Identification Number and Proper Shipping Name on non-bulk packages.
- Identification Number on bulk packages.

LABELING

Labels identifying primary and secondary hazards (if applicable) on non-bulk packages.

PLACARDING

Placards, when required, must be displayed identifying primary and secondary hazards (if applicable) on vehicles and bulk packages and must be displayed on all four sides of the vehicle.

An empty cargo tank or portable tank which has been emptied of hazardous materials must remain placarded unless it has been cleaned of residue and purged of vapors, or has been refilled with a material which does not require placards.

PACKAGING

Containers used to transport hazardous materials must be built to international standards and properly marked and maintained as such (includes everything from cardboard boxes to cargo tanks).

There may be additional requirements or exceptions to these items, depending upon the material being transported, the amount of material in each package, and whether you are an interstate carrier or an intrastate-only carrier. Also be aware that, while some requirements are the initial responsibility of the shipper of hazardous materials, final responsibility falls on the carrier to make sure these materials are not placed on the highway in violation of the regulations.

COMMERCIAL DRIVER LICENSE (CDL)

If the class or amount of hazardous materials being transported requires the vehicle to be placarded, a CDL with an "H" endorsement is required. This is true even if the vehicle is of a size not otherwise requiring the driver to have a CDL.

Additionally, a tank vehicle with a capacity of 1,001 gallons or more used to transport hazardous material, requires a combination of the hazardous material endorsement and tank endorsement, or "X" endorsement.

DRIVING

In addition to the general traffic laws which apply to all drivers, special rules apply to the driving and parking of vehicles transporting hazardous materials. These rules are set forth in **49 CFR, Part 397**.

PARKING AND ATTENDANCE

Generally, parking of hazardous materials vehicles is prohibited within 5 feet of the roadway. Violations of such may result in penalties up to \$500.00 being assessed. See **49 CFR, Parts 397.5, and 397.7**.

Special note should be taken of the various attendance and parking rules as well as **CFR, Part 397.13**. This section prohibits any person from smoking or carrying a lighted cigarette, cigar, or pipe on or within 25 feet of a vehicle containing explosives, oxidizing materials, or flammable materials when the vehicle is required to be placarded, or an empty tank motor vehicle which was used to transport flammable liquids or gases and was required to be marked or placarded.

HAZARDOUS MATERIALS REGISTRATION

If you are a shipper or a carrier operating in interstate commerce or intrastate commerce transporting hazardous materials, you may be required to register with the USDOT. A Registration Statement must be submitted to the USDOT and the appropriate fee must be paid if you engage in any of the following activities:

1. Offer or transport in commerce any highway route-controlled quantity of a Class 7 (radioactive) material, as defined in **49 CFR 173.403**;
2. Offer or transport in commerce more than 55 pounds (25 kilograms) of a Division 1.1, 1.2, or 1.3 (explosive) material (see **49 CFR 173.50**) in a motor vehicle, rail car, or freight container;
3. Offer or transport in commerce more than 1.06 quarts (1 liter) per package of a material extremely toxic by inhalation, i.e., "Materials poisonous by inhalation," as defined by **49 CFR 171.8** that meets the criteria for "Hazard Zone A" as specified in **49 CFR 173.116a** or **173.133a**;
4. Offer or transport in commerce a hazardous material in a bulk packaging (see **49 CFR 171.8**) having a capacity equal to or greater than 3,500 gallons (13,248 liters) for liquids or gases or more than 468 cubic feet (13.24 cubic meters) for solids; or
5. Offer or transport in commerce a shipment in other than a bulk packaging of 5,000 pounds (2,268 kilograms) gross weight or more of one class of hazardous materials for which placarding is required for that class, under the provisions of **49 CFR 172 Subpart F** (the term "shipment," as used in the registration regulations, is limited to the hazardous material being offered or loaded at one loading facility); or

6. Except as provided below, a quantity of hazardous material that requires placarding under the provisions of **49 CFR 172 Subpart F**.

Paragraph (6) does not apply to those activities of a farmer as defined in **49 CFR 171.8**, that are in direct support of farming operations.

For further information on the Hazardous Materials Registration Program, contact the USDOT Research and Special Programs Administration at (202)366-4109 or visit the Web site at <http://www.saferysys.org/>.

INCIDENT REPORTING

The unintentional release of hazardous materials requires a detailed incident report to be submitted to the USDOT. More serious incidents may require immediate notice to the **National Response Center at (800)424-8802**.

FEDERAL USDOT NUMBERS & FLORIDA USDOT NUMBERS



FEDERAL USDOT NUMBERS & FLORIDA USDOT NUMBER

FLORIDA USDOT NUMBER PROGRAM

The Federal Motor Carrier Safety Administration (FMCSA), in conjunction with Motor Carrier Compliance, issues a Florida USDOT number through the USDOT Number Program. The carrier's information, whether for interstate or intrastate, is entered into the Federal Program. Carriers that have a Federal (interstate) USDOT number need not apply for a Florida USDOT number. By law, intrastate carriers (Florida only) are required to obtain a Florida USDOT number and display it on all applicable commercial motor vehicles. Once a Florida USDOT number is assigned, it must be affixed on both sides of the power unit, in a color contrasting with the background of the vehicle; the numbers must be large enough to be legible from 50 feet from the vehicle.

A USDOT number shall be obtained and displayed on all applicable CMVs that:

1. Have a declared gross vehicle weight exceeding 26,000;
2. Transport hazardous materials requiring placarding;
3. Transport hazardous materials in a vehicle with a gross weight rating of 10,001 pounds or more; and/or
4. Are designed to transport 15 or more passengers, including the driver, for compensation.

This requirement is not limited to "trucking companies." A motor carrier is any commercial enterprise that uses such vehicles in the furtherance of its business. If your company operates a commercial vehicle, you are subject to Federal Motor Carrier Safety Regulations, which includes obtaining and displaying a USDOT number. These regulations were adopted in *Florida Statutes 316.302*¹⁵.

EXCEPTIONS FOR REGISTERING FOR A FLORIDA DOT NUMBER

1. Motor carriers operating solely intrastate when transporting agricultural, including horticultural or forestry products from farm or harvest place to the first place of processing or storage, or from farm or harvest place directly to market, require identification. *Florida Statutes 316.302*¹⁶.

¹⁵ Online Sunshine, The 2009 Florida Statutes, <http://www.leg.state.fl.us/STATUTES/>

¹⁶ Online Sunshine, The 2009 Florida Statutes, <http://www.leg.state.fl.us/STATUTES/>

2. Motor carriers operating solely intrastate when their vehicles have a declared gross vehicle weight of less than 26,001 pounds or transport petroleum products, as defined in *Florida Statutes* 376.301¹⁷.
 - a. *Florida Statutes* 376.301¹⁸, defines "petroleum products" as "...any liquid fuel commodity made from petroleum, including, but not limited to, all forms of fuel known or sold as diesel fuel, kerosene, all forms of fuel known or sold as gasoline, and fuels containing a mixture of gasoline and other products..."
3. Interstate motor carriers, since they should already have a USDOT number. Interstate motor carriers needing more information about USDOT numbers should call **1-800-832-5660** or visit the Web site at <http://www.safer.fmcsa.dot.gov/>. Motor carriers that operate in interstate commerce should complete either an MCS-150, MCS-150A, or MCS-150B form and send the completed form to: Federal Motor Carrier Safety Administration, Office of Information Systems Management, MC-RIS, 400 7th Street, SW, Washington, DC, 20590 or fax to (703)280-4003.

WHO NEEDS A FEDERAL USDOT

If you operate outside of Florida transporting persons or property across state lines, including international boundaries, or within Florida as part of a through movement that originates or terminates in another state or country, you must obtain an **interstate** USDOT number.

WHO NEEDS A FLORIDA USDOT NUMBER

If you operate only within the confines of the State of Florida, transporting persons or property, you must obtain an **intrastate** USDOT number. This number will be clearly recognized by the "FL" suffix (refer to the section for "Exceptions").

PENALTIES FOR NOT REGISTERING AND/OR DISPLAYING A FLORIDA USDOT NUMBER

Failure to register and obtain the above DOT number and clearly display the number on all vehicles owned or operated by the carrier will subject the carrier to civil penalties to include:

- A \$500.00 fine per occurrence for operating without registering for an interstate

¹⁷ Online Sunshine, The 2009 Florida Statutes, <http://www.leg.state.fl.us/STATUTES/>

¹⁸ Online Sunshine, The 2009 Florida Statutes, <http://www.leg.state.fl.us/STATUTES/>

or intrastate DOT number pursuant to *Florida Statute* 316.3025(3)(d) (2)¹⁹.

- A \$50.00 fine per occurrence for operating a vehicle without the DOT number displayed pursuant to *Florida Statute* 316.3025(3)(a)²⁰.

HOW TO APPLY

1. To register on-line for either an interstate or an intrastate (Florida) USDOT number, visit FMCSA's Web site located at <http://www.fmcsa.dot.gov/>. There is no fee for applying for a USDOT number, however a credit card (i.e., Visa, MasterCard, Discover, or American Express) is required and must be provided to ensure a digital signature is on file for the official record. Applications must be completed in their entirety. Carrier profile updates, including added or deleted equipment or drivers, changes in cargo classification or company officers/owners, or changes in address or phone numbers of the motor carrier, must be done as they occur, but in all cases are required every two years. If you should have any questions, or experience problems completing the on-line DOT number process, you may call (800)832-5660.
2. If you have difficulty with any of the information provided or do not have on-line computer access, and are applying for an **intrastate** (FL-suffix) number only, you may request a hardcopy of the information by mail at: **Florida Highway Patrol, Office of Commercial Vehicle Enforcement, Office of Commercial Vehicle Enforcement, Neil Kirkman Building 2900 Apalachee Parkway Tallahassee, FL 32399** or by calling (850) 617-2280.

Motor carriers registering intrastate (Florida) only or interstate (multiple states) need only fill out one form for the company (not per vehicle). There is no cost for obtaining a USDOT number. Once your application is received and processed, a notice assigning a Florida USDOT number, along with information on how it is to be displayed on all applicable vehicles, will be returned to you. This process will take approximately 2-4 weeks. In addition, as of January 1, 2003, all new motor carriers (private and for-hire) are subject to the new entrant safety monitoring procedures for a period of 18 months. During this period your roadside safety performance will be closely monitored to ensure that basic safety management controls are in place and operating effectively.

¹⁹ Online Sunshine, The 2009 Florida Statutes, <http://www.leg.state.fl.us/STATUTES/>

²⁰ Online Sunshine, The 2009 Florida Statutes, <http://www.leg.state.fl.us/STATUTES/>

NEW ENTRANT PROGRAM

In addition, as of January 1, 2003, it is required that a company official responsible for the implementation of your safety program attend a New Entrant Safety Seminar within 180 days of the issuance of your USDOT Identification Number. Failure to attend a New Entrant Safety Seminar within 180 days shall subject your company to a Compliance Review of your transportation operations to determine compliance with the Federal Motor Carrier Safety Regulations, applicable Hazardous Materials Regulations, and related record-keeping requirements, and all penalties for violations that may be found. Contact (407)532-2787 or DOTNUMBERS@dot.state.fl.us for seminar locations and scheduling an appointment.

A company that is not a motor carrier, but rents or leases vehicles, or an owner/operator who always operates under another carrier's authority, may register CMVs with FMCSA as a "REGISTRANT." **This number is for use in purchasing tags only. A "Registrant USDOT Number" does not allow you to operate as a motor carrier and cannot, under any circumstances, be marked on the side of commercial motor vehicles!**

New Entrant Seminar Schedule can be found at:

http://www.flhsmv.gov/fhp/information/fl_usdot_numbers.shtm

INTERNATIONAL REGISTRATION PLAN (IRP)



INTERNATIONAL REGISTRATION PLAN (IRP)

GENERAL INFORMATION

Florida is a member of the International Registration Plan (IRP). Information regarding the IRP can be found in the following pages or by contacting the Florida Department of Highway Safety and Motor Vehicles (DHSMV), Bureau of Motor Carrier Services (BMCS) at the address below:

Florida Department of Highway Safety and Motor Vehicles
Bureau of Motorist Services, Division of Motor Vehicles
Neil Kirkman Building, Room A-114
2900 Apalachee Parkway
Tallahassee, FL 32399-0625
(850)488-6921

The IRP is a reciprocal agreement which serves to promote and encourage the fullest possible use of the highway system by authorizing the proportional registration of commercial motor vehicles (CMV), and the recognition of CMVs proportionally registered in other states and Canadian provinces, which are referred to as jurisdictions. The purpose of the IRP is to allow you to purchase only one license plate which registers your vehicle in all member jurisdictions in which you declare that you will be operating.

All CMVs based in Florida and engaged in interstate commerce are required to be registered under the provisions of the IRP and must display apportioned license plates.

Florida Statutes 320.01²¹ defines a CMV as:

1. Any vehicle which is not owned or operated by a governmental entity, which uses special fuel or motor fuel on the public highways, and which has a gross weight which exceeds 26,000 pounds; or
2. Has 3 or more axles, regardless of weight; or
3. Is a power unit and trailer with a combined gross vehicle weight which exceeds 26,000 pounds.

²¹ Online Sunshine, The 2009 Florida Statutes, <http://www.leg.state.fl.us/STATUTES/>

QUALIFICATIONS

To qualify as a Florida-based apportionable vehicle:

1. The vehicle must be a part of a declared fleet that operates or intends to operate in Florida and at least one other IRP jurisdiction transporting persons or property; and
2. The carrier must have an established place of business in Florida. Mileage must be accrued in Florida by the fleet and operational records of the fleet must be maintained or made available in Florida.

Trailers registered in Florida must display either a current Florida license plate or a permanent license plate.

TRIP PERMIT

A Trip Permit is required for all out-of-state registered vehicles eligible for apportioned registration, but not apportioned with Florida.

This permit must be obtained PRIOR TO ENTRY into the state and must remain with the vehicle while in Florida. A duplicate or photocopy is not acceptable.

This permit is valid for 10 days for a fee of \$30 (plus wire service fees) and is available through the various wire services. The permit allows interstate and intrastate operation in Florida.

Florida-based carriers not apportioned to travel in another IRP jurisdiction must contact that jurisdiction to obtain any needed Trip Permit and information regarding other requirements for operation.

HUNTER PERMIT

A Hunter Permit is a limited permit which may be obtained by an owner-operator not operating as a lessor. A Hunter Permit allows a carrier to move a vehicle with a registered gross weight not in excess of the empty weight of the vehicle.

This permit is valid for 10 days through various wire services. The original Hunter Permit must be carried in the vehicle described. A duplicate or photocopy is not acceptable.

Florida will recognize a valid Hunter Permit issued by another jurisdiction and will allow travel in this jurisdiction without the purchase of a Florida Hunter Permit. Also, other

jurisdictions will recognize a valid Florida Hunter Permit.

REGISTRATION / APPLICATION REQUIREMENTS

Applications and IRP manuals are available through the BMCS and all local tag agencies in Florida. Upon receipt of a completed application and all supporting documents, apportioned fees will be calculated. Upon payment of the billed apportioned fees, the carrier will receive an apportioned license plate and cab card for each vehicle. The cab card identifies the vehicle as being properly registered in each IRP member jurisdiction listed on the cab card. The cab card also lists the gross vehicle weight for which the vehicle is registered to operate in each jurisdiction.

INSURANCE REQUIREMENTS

REQUIRED: Combined Bodily (Injury) Liability and Property Damage Liability (referred to as Combined Single Limit - CSL)

Proof of valid coverage must be the original or photocopy of any one of the following:

1. Certificate of self-insurance issued by Highway Safety and Motor Vehicles, Bureau of Financial Responsibility. (All the following proofs of insurance, 2-7, must contain the following endorsement: “As provided for in Section 320.02(5)(e), Florida Statutes, the listed insurance policy(s) or surety bond(s) may not be cancelled on less than 30 days written notice by the insurer to the Department of Highway Safety and Motor Vehicles, such 30 days’ notice to commence from the date notice is received by the Department.”)
2. Form E, Uniform Motor Carrier Bodily Injury and Property Damage Liability.
3. Proof of self-insurance certification with the Federal Motor Carrier Safety Administration.
4. Policy that provides the required coverage.
5. Insurance binder.
6. Certificate of insurance issued on insurance form only.
7. Depositing a surety bond with the FDOT, or a combination of a surety bond and insurance policy, which satisfies the requirements of *Florida Statutes 320.02(5)(e)*²².

²² Online Sunshine, The 2009 Florida Statutes, <http://www.leg.state.fl.us/STATUTES/>

MINIMUM LIMITS OF LIABILITY INSURANCE REQUIRED ON COMMERCIAL MOTOR VEHICLES UNDER FLORIDA STATUTES 627.7415 AND 627.742

CMVs subject to the regulations of the USDOT, **49 CFR 387**, must file insurance in an amount equivalent to the minimum levels of financial responsibility as set forth in the following Schedule of Limits based on the type of transportation and commodity transported:

FREIGHT OR PASSENGER VEHICLES		
Type of Transportation	Commodity Transported	Combined Single Limit (CSL) [July 1, 1983]
For-Hire Interstate or foreign commerce	Property (non-hazardous).	\$ 750,000
For-Hire and Private interstate or intrastate commerce	Hazardous substances, as defined in <i>49 CFR 171.8</i> , transported in cargo tanks, portable tanks, or hopper-type vehicles with capacities in excess of 3,500 water gallons; or in bulk Class A and B explosives, poison gas (Poison A), liquefied compressed gas or compressed gas; or large quantity radioactive materials as defined in <i>49 CFR 173.389</i> .	\$ 5,000,000
For-Hire and Private interstate commerce: in any quantity or intrastate commerce: in bulk only	Oil listed in <i>49 CFR 172.101</i> ; hazardous waste, hazardous materials and hazardous substances defined in <i>49 CFR 171.8</i> and listed in <i>49 CFR 172.101</i> , but not mentioned above.	\$ 1,000,000
Passengers, For-Hire interstate or foreign commerce	16 passengers or more in buses.	\$ 5,000,000
Passengers, For-Hire interstate or foreign commerce	15 passengers or less in buses.	\$ 1,500,000

CMVs not regulated by the USDOT under **49 CFR 387** must file automobile bodily injury and property damage liability insurance based on gross vehicle weight (GVW) as described below:

FREIGHT OR PASSENGER VEHICLES / PRIVATE OR FOR-HIRE	
Gross Vehicle Weights	Combined Single Limit (CSL) [May 15, 1986]
CMVs exceeding 26,000 pounds GVW, but less than 35,000 pounds GVW	\$ 50,000
CMVs with 35,000 pounds GVW, but less than 44,000 pounds GVW	\$ 100,000
CMVs with 44,000 pounds or more GVW	\$ 300,000
Passenger, Non-Public Sector Buses (Section 627.742, Florida Statutes)	\$ 300,000 \$100,000 for bodily injury to, or death of, one person in any accident; \$300,000 for bodily injury to, or death of, two or more persons in any one accident; and \$50,000 because of injury to, or destruction of, property of others in any one accident.

ENFORCEMENT REQUIREMENTS

Beginning with the 1997 legislation year, Florida began staggering the renewal dates of apportioned vehicles. Upon initial application for apportioned registration, a renewal date will be assigned. This will usually be 12 months from initial application. The license plate expires at midnight of the last day of the month indicated by the sticker affixed to the plate. The cab card will reflect the same date. Enforcement begins at 12:01 a.m. on the first day of the following month. **There is NO grace period.**

A Florida apportioned vehicle not displaying a current license plate and cab card, a valid trip permit, or a temporary operational permit will be in violation and the driver is subject to penalties and fines in all jurisdictions.

Enforcement personnel look to the original cab card for verification that vehicle is properly registered and registration fees have been paid. This cab card is to be carried in the vehicle described and must not be mutilated or altered in any way.

Florida carriers traveling into other jurisdictions should learn the requirements before entering those jurisdictions.

NOTE: Enforcement personnel will verify the vehicle identification number on the cab card against the vehicle itself. Extreme care should be exercised in listing this number correctly on the application for apportioned registration.

WHAT HAPPENS IF YOUR TRUCK IS IMPROPERLY LICENSED?

When your truck is not registered with this state or for this state with any other IRP jurisdiction, or the registration is found to be expired, or the vehicle is improperly registered, Florida law requires a penalty assessment of \$.05 per pound for all weight over 10,000 pounds, except **loaded** truck tractor-semitrailer and tandem trailer combinations, which will be assessed for all weight over 35,000 pounds.

When the registered declared gross vehicle weight for your truck is exceeded, a penalty of \$.05 per pound will be assessed for all weight over the registered gross vehicle weight.

NOTE: Prior to further operation, you will be required to obtain a valid registration.

INTERNATIONAL FUEL TAX AGREEMENT (IFTA)



INTERNATIONAL FUEL TAX AGREEMENT (IFTA)

GENERAL INFORMATION

Florida is a member of the International Fuel Tax Agreement (IFTA). Information regarding IFTA can be found in the following pages or by contacting:

Florida Department of Highway Safety and Motor Vehicles
Bureau of Commercial Vehicle and Driver Services, Division of Motorist Services
Neil Kirkman Building, Room B-112
2900 Apalachee Parkway
Tallahassee, FL 32399-0625
(850)617-3711

IFTA is a base-state fuel tax agreement. Upon application, the carrier's base jurisdiction will issue credentials (license and decals), which will allow the IFTA licensee to travel in all participating member jurisdictions.

Florida is your base jurisdiction for IFTA licensing and reporting if:

1. You have an established place of business in Florida from which motor carrier operations are performed
2. You maintain the operational control and records for qualified motor vehicles in Florida or can make those records available in Florida
3. You have qualified motor vehicles which actually travel on Florida highways
4. You operate in at least one other IFTA jurisdiction

The IFTA license offers several benefits to the interstate motor carrier. These benefits include the following: one application, one set of credentials, one quarterly tax report which reflects the net tax or refund due and, in most circumstances, one audit conducted by your base state. These advantages all lead to cost and time savings for the interstate carrier.

All states in the continental United States and most of the Canadian provinces are members of IFTA. The District of Columbia and the provinces of Yukon and Northwest Territories are the only remaining non-member jurisdictions. Carriers based in one of those jurisdictions would still need to obtain Florida Fuel Use Decals or Temporary Fuel Use Permits before operating in the State of Florida.

QUALIFICATIONS

All qualified motor vehicles licensed in Florida and engaged in interstate commerce in at least one other member jurisdiction must license under IFTA.

A motor vehicle that is used, designed, or maintained for the transportation of persons or property, and:

1. Having two axles and a gross vehicle weight or registered gross vehicle weight exceeding 26,000 pounds
2. Having three or more axles regardless of weight
3. Used in combination when the weight of such combination exceeds 26,000 pounds gross vehicle weight

IFTA exempts the following vehicles from registration:

1. Government-owned vehicles
2. Recreational vehicles not used in connection with any business endeavor.

APPLICATION REQUIREMENTS

Any motor carrier based in Florida and operating one or more qualified motor vehicles in at least one other member jurisdiction must file an IFTA Credential Application in Florida. If a carrier qualifies as an IFTA licensee, but does not wish to participate in the program, emergency fuel permits must be obtained to travel through member jurisdictions according to the regulations of each member jurisdiction. Applications must be completely filled out and typed or printed in ink. The completed application must be submitted to the BMCS for processing.

A carrier will not be issued IFTA credentials if their account is delinquent or if the carrier was previously licensed in another member jurisdiction and the carrier's license has been suspended or revoked by that member jurisdiction. BMCS will not issue a license if the license application submitted contains misrepresentations, misstatements, or omissions of required information.

LICENSE

An IFTA license will be assigned to each licensee. A photocopy of the license must be maintained in the cab of each qualified motor vehicle. The original license issued by the BMCS should be retained at your business address. The license is valid for the calendar year January 1st through December 31st. If a carrier is found operating a qualified motor

vehicle without an IFTA license, the vehicle operator may be subject to the purchase of a \$45 emergency fuel permit **and** a \$50 penalty.

DECALS

Two decals will be issued for each qualified motor vehicle operated by the IFTA licensee. The IFTA requires that one decal be placed on the outside on the passenger's side of the power unit. The second decal shall be placed on the outside on the driver's side of the power unit. The matching decals must be assigned only to vehicles operated by the licensee. A licensee may request extra decals for fleet additions. Decals that are assigned to new owner-operators under long-term lease must be returned once the lease is terminated. Failure to properly display the IFTA decals may subject the vehicle operator to the purchase of a \$45 emergency fuel permit **and** a \$50 penalty. Licensees may request additional decals throughout the license year by completing HSMV 85010, Decal Order Form.

NOTE: If you are licensed with the BCVDS office as a drive-away operation, you should carry the decals and a copy of the license in your vehicle while it is being operated on the streets and highways of all member jurisdictions.

ENFORCEMENT REQUIREMENTS

Credentials must be displayed on the vehicle by midnight December 31st. However, IFTA provides a two-month grace period for displaying renewal credentials where enforcement begins March 1st. Decals may be displayed one month prior to their effective date.

As stated above, failure to display the decals and a copy of the license, or a valid emergency fuel permit may subject the operator of the vehicle to the purchase of a \$45 emergency fuel permit **and** a \$50 penalty.

PAYMENT & PROTESTING OF PENALTIES



PAYMENT & PROTESTING OF PENALTIES

COMMERCIAL VEHICLE CITATION/PERMIT PAYMENT OF PENALTIES & FEES

Pursuant to *Florida Statutes 316.302 and 316.545*²³, penalties and fees are due and payable within 20 days of issuance. Payments must be in the form of certified funds, money order, or check made payable to the Trust Fund. The citation or a copy of the citation must be included with the payment. Credit cards may be accepted by calling toll free (800)688-5479 or through our Web site at www.fhpcvepayments.com. Payments may be mailed to:

**Florida Highway Patrol
Office of Commercial Vehicle Enforcement
FHP/CVE Penalty Collection Unit
Neil Kirkman Building
2900 Apalachee Parkway
Tallahassee, FL 32399-0500**

Questions regarding the payment of a citation may be directed to the Penalty Collections Unit at (850)617-3206.

FAILURE TO PAY A PENALTY

The OCVE does not authorize partial payments or payment plans. Payments must be made in full within 20 days.

Failure to pay assessed penalties within the prescribed time frame will result in the impoundment of the motor carrier's vehicle(s) and/or the inability of the motor carrier to renew CMV registrations.

PROTESTING A PENALTY

Florida law has provided you with the opportunity to protest penalties via the Commercial Motor Vehicle Review Board. This Board is made up of the Secretary of the Department of Transportation, the Executive Director of the Department of Highway Safety and Motor Vehicles, and the Commissioner of Agriculture, or their authorized representatives. Penalties assessed for violations may be protested to this Board, which has the authority to provide full relief, partial relief, or no relief.

²³ Online Sunshine, The 2009 Florida Statutes, <http://www.leg.state.fl.us/STATUTES/>

To protest, you must have paid the assessment unless a Governor's Bond has been posted in twice the amount of the assessment. You have 60 days from the date of issuance of the citation within which to write your protest containing all facts the Board should know.

Address your protest to:

**Florida Department of Transportation
Commercial Motor Vehicle Review Board
Hayden Burns Building
605 Suwannee Street
Tallahassee, FL 32303**

For additional information, you may contact the Commercial Motor Vehicle Review Board at (850)410-5613.

The Board will notify you when and where your protest will be heard. You may personally appear before the Board, have a representative appear for you, or you may let your letter of protest stand. Within 20 days of the hearing, the Board will notify you of their decision.

The posting of the official Review Board meeting dates are listed on the OMCC web site at www.dot.state.fl.us/mcco.

CONTACTS



CONTACTS

FLORIDA HIGHWAY PATROL **OFFICE OF COMMERCIAL VEHICLE ENFORCEMENT**

HEADQUARTERS

Neil Kirkman Building
2900 Apalachee Parkway MS 45
Tallahassee, FL 32399
Phone: (850)617-3010
Fax: (850)617-5056

PENSACOLA CVE DISTRICT OFFICE

6025 Old Bagdad Highway
Milton, FL 32583
850/981-3100 Fax 981-3034

PANAMA CITY CVE SUB-DISTRICT OFFICE

6030 CR-2321
Panama City, FL 32404
850/767-3665 Fax 914-6385

TALLAHASSEE CVE SUB-DISTRICT OFFICE

17 Commerce Blvd.
Midway, FL 32343-6601
850/488-5140 Fax 922-8017

LAKE CITY CVE DISTRICT OFFICE

1109 South Marion Street
Mail Station 2105
Lake City, FL 32025
386/961-7300 Fax 961-7360

JACKSONVILLE CVE DISTRICT OFFICE

7322 Normandy Blvd
Jacksonville, FL 32205
904/695-4000 # 6 Fax 693-5001

OCALA CVE SUB-DISTRICT OFFICE

600 SE 25th Avenue
Ocala, FL 34471
352-732-1260 # 3 Fax 352-732-1426

DeLAND CVE SUB-DISTRICT OFFICE

1551 International Speedway Boulevard
DeLand, FL 32720-6800
386/736-5350 Fax 386-736-5388

ORLANDO CVE DISTRICT OFFICE

Milepost 263, Florida Turnpike
Turkey Lake Service Plaza, Bldg 5318
Post Office Box 613069
Ocoee, FL 34761
407/532-2787x3202 Fax 407-
521-2592

TAMPA CVE DISTRICT OFFICE
 11305 N. McKinley Drive
 Tampa, FL 34612
 813/558-1776 Fax 664-4004

FT. MYERS CVE DISTRICT OFFICE
 10041 Daniels Parkway
 Fort Myers, FL 3390713
 239/225-9600 Fax 225-9891

WEST PALM BEACH CVE DISTRICT OFFICE
 P.O. BOX 540007
 Greeneacres, FL 33454
 Lake Worth, FL 33467
 561/357-4230 Fax 357-4266

MIAMI CVE SUB-DISTRICT OFFICE
 1000 NW 111th Avenue
 Miami, FL 33172
 305/718-6034 Fax 513-3479

FOR ADDITIONAL INFORMATION OR ASSISTANCE

OVERWEIGHT / OVERSIZE PERMITS	Florida Department of Transportation Office of Maintenance Permit Office 605 Suwannee Street, Mail Station 62 Tallahassee, FL 32399-0450	(850)410-5777
TANDEM TRAILER OPERATIONS		(954)975-4855
INTERNATIONAL REGISTRATION PLAN (IRP) FUEL USE TAX REGISTRATION AND PERMITS INTERNATIONAL FUEL TAX AGREEMENT (IFTA)	Florida Department of Highway Safety and Motor Vehicles Bureau of Motor Carrier Services Division of Motor Vehicles Neil Kirkman Building, Room A-114 2900 Apalachee Parkway Tallahassee, FL 32399-0625	(850)617-3711
COMMERCIAL DRIVER LICENSES	Florida Department of Highway Safety and Motor Vehicles Bureau of Field Operations Division of Driver Licenses Neil Kirkman Building, Room A-227 2900 Apalachee Parkway Tallahassee, FL 32399-0565	(850)617-2000
UNITED STATES DEPARTMENT OF TRANSPORTATION	Federal Motor Carrier Safety Alliance 545 John Knox Road, Ste 102 Tallahassee, FL 32303	(850)942-9338 Fax: (80)942-9680

SOURCES FOR OBTAINING *FEDERAL MOTOR CARRIER SAFETY REGULATIONS, TITLE 49, PARTS 390-397, AND FEDERAL HAZARDOUS MATERIALS REGULATIONS, TITLE 49, PARTS 100-199:*

Superintendent of Documents
GPO Bookstore
100 West Bay Street, Suite 100
Jacksonville, FL 32202
(866)512-1800
www.bookstore.gpo.gov

J. J. Keller & Associates
3003 West Breezewood Lane (54956)
Post Office Box 368
Neenah, WI 54957-0368
(877)564-2333
www.jjkeller.com

Florida Trucking Association
350 East College Avenue
Tallahassee, FL 32301
(850)222-9900

American Trucking Association
2200 Mill Road
Alexandria, VA 22314-4677
(866)321-3468

Motor Carrier Forms, Inc.
203 Industrial Avenue, #2
Fort Pierce, FL 34946
(800)291-9301

Trans Products & Services
165 Commerce Way
Post Office Box 757
Dover, DE 19903
800-367-9100

ADDITIONAL TELEPHONE NUMBERS

Name and Address	Area Code	Number Numbers
		Phone Fax
		Phone Fax
		Phone Fax
		Phone Fax
		Phone Fax
		Phone Fax
		Phone Fax
		Phone Fax